

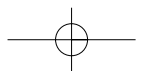
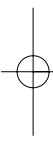
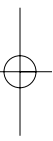


SCHOOL OF MACHINE KNITTING

Correspondence Course Division

**CORRESPONDENCE
COURSE
SYLLABUS**

The Pinfold, Poole
Nantwich, Cheshire CW5 6AL



CORRESPONDENCE COURSES

AVAILABLE FOR MOST MAKES OF KNITTING MACHINES

- COURSE 1** Single Bed
- COURSE 2** Ribber Attachment
Part A and Part B
- COURSE 3** Passap/Pfaff Machines
Part A and Part B
- COURSE 4** Silver Reed Machines
Electronic Patterning
- COURSE 5** Brother Machine
Electronic Patterning

Full descriptions of the content of each Course are contained in this Syllabus. Also the difference between each Course is shown overleaf to help you to choose the right Course for **YOU** and your machine.

Fees and the enrolment form are on **page 19**.

Please do not hesitate to contact us should you need any further help or information.

Course 1

Course 1 consists of single bed work suitable for all Japanese machines and all three gauges. Standard Gauge, Fine Gauge and Chunky Gauge. Even if you have a Ribber and have been machine knitting for some time there is much to benefit in this Course with many techniques involved all using only the single bed. 10 Lessons complete the Course which is sent out in 5 postings.

Course 2

Course 2 is again suitable for all Japanese machines of all gauges. There isn't any overlap from Course 1 as all the samples require a Ribber attachment. This Course is all about knitting techniques and fabrics which can only be knitted using the Ribber. There are 2 parts. (5 Lessons to each part).

Part A & B are necessary to gain the Diploma.

Course 3

Course 3 is suitable only for Passap/Pfaff machines Duo and E6000 and was written for Metropolitan by Diane Bennett.

- **Part A** consists of 5 Lessons, all knitting techniques which are needed to make the most of your machine.
- **Part B** also consists of 5 Lessons and concentrates totally on the patterning capability of these excellent machines. You will complete samples which may surprise you in variation.

Part A & B are necessary to gain the Diploma.

Course 4

Course 4 is especially written for all Electronic Models of Knitmaster/Silver Reed machines. This Course concentrates on the wide range of patterning available to you when using these wonderful machines. It does not cover the knitting techniques taught in Course 1 or Course 2.

Course 5

Course 5 is especially written for most models of the Brother Electronic machine and its purpose is to help you to discover how versatile and easy the patterning facility is to use on these sophisticated machines. The Course does not cover any knitting techniques involved in Course 1 or Course 2. As you enrol you specify the model number of your machine.

INTRODUCTION

Metropolitan Sewing Machines have been in business for over seventy years (having begun in 1925). Dave and Carol Williams first sold Knitting Machines in 1969 in Bournemouth and soon became aware that Tuition was of major importance. Carol, who had already written Courses for her Evening Classes decided a Correspondence Course was needed to cover wider areas.

After 20 years Dave & Carol decided to leave the world of Machine Knitting and the Correspondence Courses, Retail Business and Mail Order business was purchased by Mark and Carol Hocknell in 1989 and transferred to Cheshire. Mark and Carol continue the same ethos as Dave & Carol and believe strongly that Tuition is vital to Machine Knitters. As the development of Machines has progressed so have the Correspondence Courses and Residential Courses guided by Mark & Carol to keep pace with technology. Video Tuition by Carol has now been added to the methods for Learning in the Home thus keeping Metropolitan ahead in the Machine Knitting World.

The Courses have been widely acclaimed by new and experienced Knitters alike. Many with twenty or more years experience have written to say how much they have learnt and how worthwhile they have found the Courses.

ACCREDITATION

The Council for the Accreditation of Correspondence Colleges was established in 1969 as an Independent body with the co-operation of the Secretary of State for Education. CACC is established for the Public benefit to promote Education and in particular raise standards of Tuition, Education or Training carried out wholly or in part by post. It does this by awarding, where appropriate, the status of Accreditation to a particular College in recognition that the activities conform to such standards.

The Accreditation process is carried out by panels of Independent and well qualified Assessors appointed by the Council. All are specialists in their own field. The Chief Assessors then submit a Report to the Council to make a decision.

The **METROPOLITAN SCHOOL OF MACHINE KNITTING** was first awarded Accreditation by the Council for the Accreditation of Correspondence Colleges in 1984.

PERSONNEL

Carol Hocknell is the Course Director and is ably assisted by other Members of Staff. Carol Hocknell has been a Machine Knitter for many years and has been in the retail business since 1986. She has always believed in giving every Knitter a sound introduction to Machine Knitting and has taught many of her Customers in day and evening classes. The success of her previous business, Masterknit, was due largely to her skill and experience in Group Tuition and the enthusiasm she generated in her Knitting Club and with individual Customers.

Carol completed the Metropolitan Course in the early days (prior to owning the Course) and was again at the beginning having taught and attained the City and Guilds Certificate for Machine Knitting. In more recent times Carol produced a series of Machine Knitting Videos based on her Evening Classes. These are described more fully in the full Mail Order Catalogue.

EDUCATIONAL POLICY

The objective of these Courses is to give all Machine Knitters a facility for training so that even the isolated Machine Knitter can be helped.

The Courses provide guidance for basic skills written in a simple style to meet the needs of all ages and all abilities, enabling Machine Knitters to improve their personal standards.

The Courses cover many aspects of Machine Knitting with a view to enabling all Machine Knitters to gain the maximum benefit from their machines. The Knitter is taken carefully through each step with clearly written instructions.

The Courses also aim to provide a recognised standard which had not previously existed for Machine Knitters.

This will be of particular value to those wishing to Teach at Local Authority Evening Classes and at Knitting Clubs, and also those seeking to appoint such positions. The Courses have also been taken up for training Lecturers in Technical College and Employment Resource Centres.

The Metropolitan Diplomas are being presented as a standard of Machine Knitting and Associate Knowledge when applying for positions linked with the Craft.

TUITION & HOW THE COURSES WORK

Once enrolled Lesson 1 is sent out to the Student, who then works on it and once completed sends into us the required samples. Instructions regarding yarn, tensions and number of stitches to use etc. are clearly set out.

The samples are then marked, corrected and a Grade given. While the work is marked advice is given on the general knitting standard. Correct Lessons are Graded (A, B or C) and these are sent when the Lesson is fully correct together with the next Lesson.

Incorrect samples are returned for re-knitting with the information on the faults and guidance for correcting them. Errors must be corrected and returned to us. Once correct, the Grade is sent plus the next Lesson. In this way the Student works through each sample and gains maximum benefit from the Course.

Any knitting problems are discussed between the Course Directors. This means that our standards are identical and a joint policy is adopted for any difficult problem. Additional help is constantly given until the knitted samples are correct. The Courses are marked Lesson by Lesson. No full sets of Lessons can be sent out.

On completion of the course the Student will know he or she has reached a certain standard of Machine Knitting that is recognised and can be measured against other Machine Knitters. The Metropolitan Diploma for Machine Knitting, when awarded, will have been really earned and the Student will know that their hard work has been rewarded.

COURSE 1 - For the SINGLE BED

- LESSON 1** Various types of Casting On.
Weaving, E Wrap, Latchet Tool, Fine Yarn,
Picots, Hems, Mock Ribs, Latched up Welts etc.
- LESSON 2** Casting Off.
Latchet Tool, Behind the Sinker Posts, Crochet,
Tapestry Needle etc.
- LESSON 3** Increasing.
Includes Simple Increasing, Fully Fashioned,
Decorative and Patterning.
- LESSON 4** Decreasing.
Includes Simple Decreasing, Fully Fashioned,
Multi and Patterning.
- LESSON 5** Sewing Up on the Knitting Machine and using a Sewing
Machine. Back Stitch, Mattress Stitch, Grafting and
Joining up of Various Welts etc.
- LESSON 6** Buttonholes in Various Double Ribs, Patterning and
Sideways Knitting etc.
- LESSON 7** Necklines. Round and 'V'.
Neckbands. Round, 'V' and Separate.
- LESSON 8** Braids and Trimmings. A selection on many types
which are simple but effective.
- LESSON 9** Cables. Eleven different types.
- LESSON 10** Pockets. Standard and Variations.

Upon Successful Completion of this Course
THE METROPOLITAN DIPLOMA will be awarded

COURSE 2 - For the RIBBER ATTACHMENT

PART A

- LESSON 1** 1x1 Rib. Increasing, Decreasing, Double Neckbands, Cuff for Full Sleeve.
- LESSON 2** Ribs - 2x2 (p), 2x2 (h), 2x1 (p). Increasing, Decreasing and Neckbands for the above ribs.
- LESSON 3** Every needle rib, Circular and 'U' knitting, Separate Neckbands, Sewing up in Rib.
- LESSON 4** Fisherman Rib - English Rib in 1x1 and Every Needle Rib. Increasing and Decreasing in Fisherman Rib. Neckband.
- LESSON 5** Racking Patterns. Swung and Tucked Ribs. Child's Bonnet.

Upon Successful Completion of Part A and B
THE METROPOLITAN DIPLOMA will be awarded

COURSE 2 - For the RIBBER ATTACHMENT

PART B

- LESSON 6** Wide Ribs, Tucked Ribs. Child's Hat in Rib and Babies Coat in Tucked Rib.
- LESSON 7** Pin Tuck, Punch Pin Tuck, Punch Tuck Rib and Various Ribber Pleats.
An Overtop in Punch Tuck Rib.
- LESSON 8** Buttonholes in Ribs.
Braids.
Cables on the Ribber.
- LESSON 9** Introduction to 'Cut and Sew'. Necklines, Shoulders and as a Dressmaking Technique.
- LESSON 10** Final Garments. Making of Socks and a Child's Cardigan in Cable Rib.

Upon Successful Completion of Part A and B
THE METROPOLITAN DIPLOMA will be awarded

COURSE 3 - For the PASSAP/PFAFF MACHINES DUO 80 & E6000

PART A

- LESSON 1** Various types of Casting On, Casting Off, Increasing, Decreasing and Ribs.
- LESSON 2** Yarns and Tensions to ensure well fitting garments, Knitting a 'V' Neck and a Child's Scarf.
- LESSON 3** Knitting Round Necks, Bands and Buttonholes. Use of Pushers for Shaping.
- LESSON 4** Cut and Sew Neckline and Band. K/K Rib. Wide Ribs (i.e. for Skirts) and a Ribbed Hat.
- LESSON 5** Sewing up, EX patterning and a Half Fisherman Rib 'V' Neck Jumper.

Upon Successful Completion of Part A and B
THE METROPOLITAN DIPLOMA will be awarded

COURSE 3 - For the PASSAP/PFAFF MACHINES PATTERNING FOR THE DUO 80

PART B

- LESSON 6** BX Patterning with Pushers, AX Patterning, Use of Arrows culminating in a Garment knitted in Patterned Double Bed Rib.
- LESSON 7** Exploring the use of EX and FX settings.
- LESSON 8** Patterning using Both Beds in AX, BX, DX and HX. Tuck, Tubular Fairisle and Jacquard.
- LESSON 9** In depth look at Jacquard and interesting Racked Rib Patterns.
- LESSON 10** Braids and Fringing. A Baby Jacket in Tucked Rib to complete the Course.

Upon Successful Completion of Part A and B
THE METROPOLITAN DIPLOMA will be awarded

COURSE 3 - For the PASSAP/PFAFF MACHINES PATTERNING FOR THE E6000

PART B

- LESSON 6** The Console. Knitting Techniques to alter Patterned Tuck Rib and Jacquard. Knitting a Series of Patterns.
- LESSON 7** Explore the use of Alter - Direction to change the Pattern or Reverse the Colours and Add to combine Pattern Numbers.
- LESSON 8** Using Enlarge and Position. Outline and Single Motif.
- LESSON 9** Unusual Fabrics. Includes 4 Colour Jacquard, Blister Stitch, Release Stitch Lace to name a few.
- LESSON 10** Using the Reader and Knitting Garments.

Upon Successful Completion of Part A and B
THE METROPOLITAN DIPLOMA will be awarded

COURSE 4 - For the SILVER REED ELECTRONIC MACHINES

For Models 500, 560, 580 and The Modular System

Introduction to the Range of Patterning possible with these beautiful machines including an optional Lesson 5 for the Lace Carriage.

LESSON 1 Maintenance of the Machine. Fairisle, Stripes.
Reversing Colours, Width Button and Doubling
the Height and Width.

LESSON 2 Fairisle Borders and Motifs.
Upside Down Knitting.

LESSON 3 Exploring Patterning. Slip, Tuck, Weaving,
Punch Lace and Tuck Lace.

LESSON 4 Shaping Necks, Increasing, Decreasing and
Moving the Cams during Patterning.
Lettering - Straight and Angled.

LESSON 5 Lace. Simple Transfer and Fashion Lace.
Panels of Lace. Single Motifs in Lace.
Many Variations.

Upon Successful Completion of this Course
The **METROPOLITAN DIPLOMA** will be awarded

COURSE 5 - For the BROTHER ELECTRONIC MACHINE

For Models 950/950i and 965/965i

An Introduction to the many Variations of Patterning.

- LESSON 1** Maintenance of the Machine. Description of Buttons. Using Fairisle and reprogramming in Fairisle.
- LESSON 2** Pattern Variations using Tuck, Slip, Plating and Weaving.
- LESSON 3** Using Single Motif. How to Programme and how To Place them.
- LESSON 4** Simple Explanation of Multiple Motifs. How to Programme and Place them.
- LESSON 5** Making your own Designs. Copying and Using Punchcard Designs. Extra Patterning.

Upon Successful Completion of this Course
The **METROPOLITAN DIPLOMA** will be awarded

COURSE 5 - For the BROTHER ELECTRONIC MACHINE

For Model 970

An Introduction to the many Variations of Patterning.

- LESSON 1** Maintenance of the Machine. Description of the Control Box Functions. Using Fairisle and other Basic Patterning.
- LESSON 2** Pattern Variations. Reverse, Mirror Image, Upside Down, Reflection etc. Plus Lace.
- LESSON 3** Motif Knitting and First Needle Position. How to Programme and place them.
- LESSON 4** Making Your Own Designs. Copying and Using Punchcard Designs.
- LESSON 5** An Introduction to the Garment Design Programme.

Upon Successful Completion of this Course
The **METROPOLITAN DIPLOMA** will be awarded

COURSE 5 - For the BROTHER ELECTRONIC MACHINE

For Model 900

An Introduction to the many Variations of Patterning.

- LESSON 1** Maintenance of the Machine. Description of Buttons, Fairisle, Colour Changing, Tuck, Slip, Weaving and Thread Lace.
- LESSON 2** Experimenting with the Variations.
- LESSON 3** Motifs and Positioning.
- LESSON 4** How to input your own patterns and copy punch cards.
- LESSON 5** Unusual Stitches.

Upon Successful Completion of this Course
The **METROPOLITAN DIPLOMA** will be awarded

COMMENTS FROM STUDENTS

Here are just a few quotes from the numerous letters we have received from our Students.

Your Course I find is very explicit in the clarity of the instructions. If more people took your Course there would be fewer machines under the bed, or on top of the wardrobe, or even for sale in the local papers!

MRS T. SUNDERLAND

I have really enjoyed working through the Correspondence Courses – I wish I had done them years ago.

MRS P. HANTS

The instructions were clear and understandable showing great attention to detail. The written comments I received helped too. I thoroughly enjoyed the Course and will be recommending it to my friends.

MRS M. MERSEYSIDE

Thank you for my 'Honours' Diploma which I am thrilled about. It is the best ever Christmas present. I have enjoyed the Course very much.

MRS H. BERWICKSHIRE

This lesson was brilliant. I have heard of Blister Jacquard and Summer Fairisle but until I did this Lesson I did not have the courage, or the knowledge for that matter, to try these techniques. I was more amazed at the versatility of my machine with each sample I went through.

MRS C. WEST LOTHIAN

Just one regret! – that I did not do this Course earlier.

MRS A. N. IRELAND

I am really enjoying the Course because it is making me do things and try techniques that I have avoided.

MRS T. LONDON

Enrolment Form for Correspondence Courses

To enrol. Please complete details below. First lesson sent on receipt of Enrolment fee.

Ref No.		UK	Overseas
CC00867	Course 1 – for Japanese Single Bed Machines	£70.00	£80.00
CC00868	Course 2 Part A – for Japanese Machines and Ribbers	£70.00	£80.00
CC00869	Course 2 Part B – for Japanese Machines & Ribber (Diploma on Completion of Part B)	£70.00	£80.00
CC00870	Course 3 Part A – for Passap/Pfaff Machines	£88.00	£100.00
CC00871	Course 3 Part B – for Passap/Pfaff Machines (Diploma on Completion of Part B)	£88.00	£100.00
CC00872	Course 4 – Electronic Course for Silver Machines	£88.00	£100.00
CC00873	Course 5 – Electronic Course for Brother Machines	£88.00	£100.00

Course Number _____ Total in Sterling only £ _____

Name Mrs/Miss/Ms/Mr _____

Address _____

Post Code _____

Previous Correspondence Course Number _____

Make and Model of Machine (eg Passap Duo 80, Brother 890)

Credit Card Cardholder Name _____

Card Type – Visa/Mastercard Card Number _____ / _____ / _____ / _____

Card Security – The last 3 numbers on the back of your card where you sign your name

_____ Expiry Date _____

Debit Card Cardholder Name _____

Card Type – Switch etc Card Number _____ / _____ / _____ / _____

Issue No _____ Valid From _____ Expiry Date _____

Card Holders Signature _____

Please make cheque / postal order payable to Metropolitan & send with this application form to:
Metropolitan, The Pinfold, Poole, Nantwich, Cheshire, CW5 6AL.

CONDITIONS

Each Course shall be completed within two years of enrolment. There are facilities available for a time extension at a small fee to cover expenses involved.

All queries to be dealt with by letter or email, not by telephone. This often proves more helpful as you have extra notes or diagrams to refer to if a problem has arisen.

Courses are not transferable.

Each posting is sent out on successful completion of the previous posting. Lessons can not be dispatched all at once. This is most important to ensure a complete understanding of each technique before moving on to the next stage.

These Courses are the copyright of **METROPOLITAN** and may not be reproduced in any way by any one without prior written consent of Metropolitan.



The Pinfold, Poole
Nantwich, Cheshire CW5 6AL